

# KOMBY

## DESCRIPTION

**KOMBY** is a roller door and insulated door designed from the combination of speed door in PVC and Classic door. In one door, you have the galvanized shutter for security and fabric curtain for daily use.

The steel frame of the insulated door ensures good security, and the fabric curtain provides fast opening speed. It's an ideal door solution to let the light in the plant, thanks to vision on the PVC curtain.

Highly versatile, and also the fabric curtain can be printed with your logo or custom graphics.


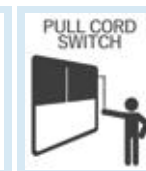
## ADVANTAGES

- ✓ Wind resistance
- ✓ Abbattimento acustico
- ✓ Versatilità
- ✓ Assoluta resistenza
- ✓ Self-repairing
- ✓ No springs
- ✓ Personalizzabile

## APPLICATION

**Roller door and insulated door** ideal for:

- ✓ Industry
- ✓ General use
- ✓ Ambienti aggressivi
- ✓ Lavaggi



## EN13241/CE

Standard	Ref.	Test acc.	Results
<b>Water permeability</b>	EN 12425	EN 12489	Class 0
<b>Wind load</b>	EN 12424	EN 12444	Class 2
<b>Wind permeability</b>	EN 12426	EN 12427	Class 0
<b>Safe openings</b>	EN 12453	EN 12445	✓
<b>Mechanical resistance</b>	EN 12604	EN 12605	✓
<b>Unintended movements</b>	EN 12604	EN 12605	✓
<b>Thermal transmittance</b>	EN 12428	EN 12428	3,5 W/m <sup>2</sup> K
<b>Performance (cycles)</b>	EN 12604	EN 12605	1.000.000

VALUES CAN CHANGE DEPENDING ON DOOR DIMENSIONS

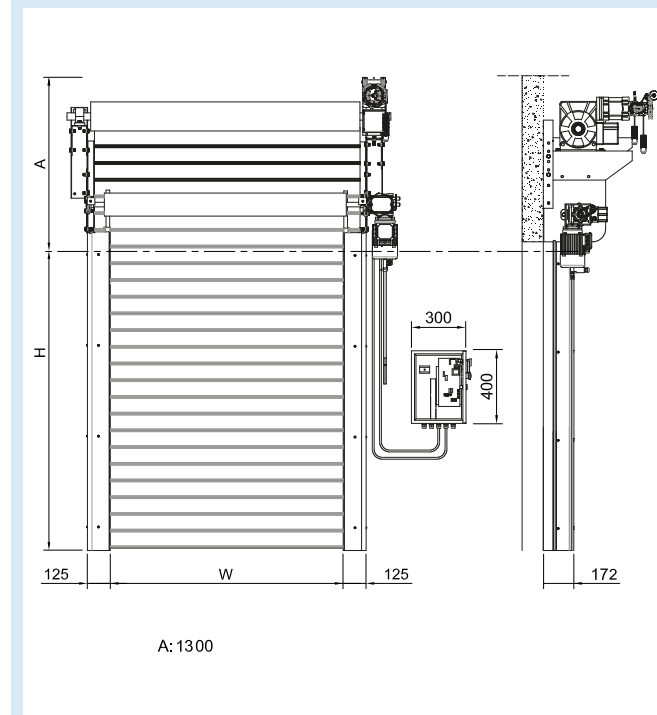
## FEATURES

<b>Maximum dimensions</b>	W 5000 mm x H 5000 mm
<b>Speed</b>	<b>PVC: max opening speed</b> up to 2,5 m/s <b>Stainless steel: max opening speed</b> up to 0,3 m/s <b>Closing speed</b> x m/s
<b>Wind resistance</b>	Class 2
<b>Structure</b>	Not self-supporting
<b>Frame / motor cover hood</b>	<b>Standard:</b> Galvanized steel <b>Optional:</b> Powder coated steel Stainless Steel 441/ 316
<b>Curtain</b>	<b>Standard:</b> PVC curtain 1300 gr/m <sup>2</sup>
<b>Sliding system PVC</b>	Patented sliding system with high density Polyethylene self- lubricant equipped of sliding zipper directly on curtain.
<b>Control panel</b>	<b>Standard:</b> Stainless Steel PVC box IP65 (300 x 400 x 150 mm) Inverter system 50/60 Hz with absolute encoder Power supply 3-ph, 380V

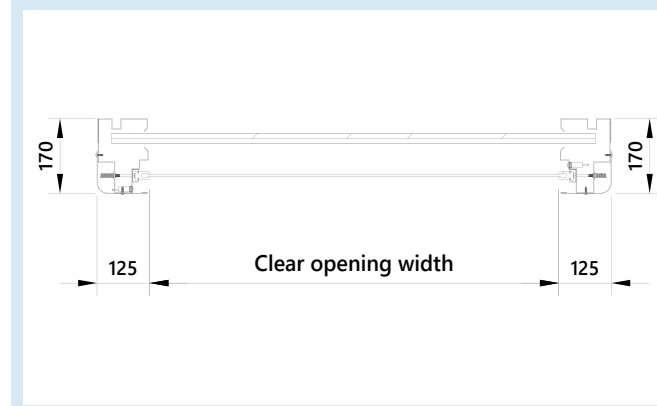
## FEATURES

<b>Safeties</b>	<b>Standard:</b> Photocells set IP65 Anti-jam sensor reverse WiFi safety edge IP65 <b>Optional:</b> Multi ray light curtain barrier H2500 IP67
<b>Emergency opening</b>	<b>Standard:</b> Hand crank <b>Optional:</b> Chain system
<b>Advising operative temperature</b>	<b>PVC:</b> -15° +60° <b>Stainless steel:</b> -30° +70°
<b>Cycles (EN 12604)</b>	1.000.000 (tested)

## DOOR SPACE REQUIREMENTS



## FIXING DETAILS



## AVAILABLE COLOURS

Simil RAL 9016

Simil RAL 1015

Simil RAL 1003

Simil RAL 2004

Simil RAL 3002

Simil RAL 6026

Simil RAL 7042

Simil RAL 7037

Simil RAL 7035

Simil RAL 9006

Simil RAL 5012

Simil RAL 5002

\*BMP Europe S.r.l. reserves the right to change the characteristics of its products or components without prior notice, depending on its policy of continuous product development. The doors shown are example applications. No part or excerpt may be reproduced without our prior permission.

